


JOURNEYMAN STUDY GUIDE RECORDING & AUDIO ENGINEERING YEAR 2

SAMPLE
250 EXAM PREP QUESTIONS,
WITH EXPLAINED ANSWERS



APPRENTICES | INSTRUCTORS | INSTITUTES

JourneymanStudyGuide.com

UNITY CREST SOLUTIONS INC.

Who Is Journeyman Study Guide For?

Welcome to *Journeyman Study Guide*—your key to unlocking success in your trade, earning the recognition you deserve, and building a solid career in America. Whether you're an apprentice just starting out, a seasoned professional, or someone new to the country and adjusting to U.S. trade standards, this guide is designed to complement your learning and support you along the way. While it provides valuable insights and resources, it's not a substitute for official materials required for certification.

How We Help You Succeed

1. *Apprentices*: Looking to kickstart your career? Our study guides and practice tests will help you build the foundational skills you need to succeed.
2. *Tradespeople*: New to the U.S. or advancing in your career? We offer detailed questions, answers, and explanations to help you understand industry standards and excel in your work.
3. *Instructors*: Need reliable teaching tools? Our question banks and online tests are great for guiding your students through trade concepts and preparing them for certification.
4. *Educational Institutions*: Looking for tailored materials? Our study guides, quizzes, and exams are designed to fit into your existing curriculum, offering valuable resources for students.
5. *Unions*: Searching for effective ways to train your members? Our easy-to-follow format ensures that each member gains the knowledge they need to thrive in their trade.

What Journeyman Study Guide Offers:

1. *Tailored Study Guides*: Access the core knowledge you need, whether you're preparing for your exam, familiarizing yourself with U.S. trade standards, or simply refining your trade skills.
2. *Real-World Practice Tests*: Simulate actual exam conditions with online tests that help you measure your progress and improve your job-ready skills.
3. *Skill-Building Question Banks*: Strengthen your understanding with questions that not only prepare you for the exam but also help you master key concepts in your day-to-day work.
4. *In-Depth Explanations*: Get detailed explanations for each answer, helping you understand not just how, but why, the answers are correct—improving both test results and practical knowledge.
5. *Additional Learning Resources*: Dive into supplementary guides on topics like math, safety protocols, and management strategies that are valuable for both certification and long-term career growth.



Tools for Your Success

Each of these resources is crafted to ensure you're fully prepared for your Journeyman exam and ready to excel in your trade. From gaining core knowledge with our tailored study guides to testing your skills with real-world practice exams, we provide everything you need to boost your understanding. Our in-depth explanations clarify key concepts, while additional learning resources like math, safety, and management guides give you the tools to succeed in your career and continue growing as a tradesperson.

How to Use This Guide

The *Journeyman Study Guide* is a *helpful tool* designed to complement your preparation for certification exams. While it includes practice questions, explanations, and supplementary resources, it's important to use this guide *alongside your official study materials* and hands-on training. The more you combine this guide with your practical experience and state-approved coursework, the better prepared you'll be for both your exam and your career in the trade.

Ready to Take the First Step Toward Success?

Don't let anything hold you back. Visit *JourneymanStudyGuide.com* to unlock the resources that will elevate your skills, boost your confidence, and secure the income and recognition you deserve. Whether you're an apprentice, a tradesperson, or an instructor, our *online tests, questions and answers, and detailed explanations* are designed to help you at every stage of your career. *Remember, this guide is a tool to help you succeed—it works best when paired with hands-on learning and official materials.*

Thousands of tradespeople have already transformed their careers, increased their income, and improved their lives with the *Journeyman Study Guide*.

Don't wait—join them today and take the next step toward your success!



Why Journeyman Study Guide?

We're committed to making trade education *accessible, flexible, and affordable* to anyone in America. You don't need to worry about the high cost of learning—we believe nothing should stop you from earning top wages in your trade.

This guide isn't just a quick fix—it's a tool designed to *highlight your strengths, pinpoint areas for improvement, and focus your efforts* where they matter most. Whether you choose our *online tests, questions and answers, or detailed explanations*, you'll get the right tools to prepare for whatever challenges lie ahead. *However, it's not a replacement for official training or certification resources.*

Success Stories from Real People

We've helped thousands of tradespeople—apprentices, seasoned professionals, and those new to America—gain the confidence and skills needed to pass their exams and advance their careers.

Here's what some of our users have to say:

"The *online tests* in the Journeyman Study Guide were a game-changer. They gave me a clear sense of what to expect on the exam, and the *questions and answers* helped me focus on exactly what I needed to improve, especially in areas I had struggled with before."

— Jessica Taylor, Apprentice Ironworker

"Journeyman's *questions, answers, and explanations* made it easier for me to understand the trade standards here in the U.S. The *detailed explanations* filled gaps in my knowledge and gave me the confidence to pass my exams."

— Carlos Ramirez, Electrician, originally from Mexico

"As a union instructor, I rely on the *Journeyman Study Guide's question and answer sections* to reinforce my students' learning. The *online tests* are a great way to track their progress and make sure they're ready for the real exam."

— John Davis, Union Welding Instructor

Ready to Start Your Own Success Story?

Don't just read about others' achievements—take the first step towards your own career growth. Whether you're preparing for your exam or looking to sharpen your trade skills, *Journeyman Study Guide* has the tools to help you succeed.

Visit JourneymanStudyGuide.com and get started today!



What This Book Will Teach You

This isn't just about reading and memorizing; it's about *preparing* you for real-world challenges. At Journeyman Study Guide, we've helped thousands of people pass their exams and advance their careers. But the truth is—success takes more than book smarts. Here's what you need to know:

1. *It's not easy:* Becoming a certified journeyman requires hard work, patience, and a real dedication to learning. This guide will help you navigate the complexity, but the journey itself requires you to commit to the process. At the end, you'll not only have earned your certification but also be in a stronger position for long-term success in your career.
2. *You will need to put in effort:* Our practice tests, questions, and explanations are incredibly useful, but they can only get you so far without your own effort. You need to engage with the material and be prepared to revisit concepts to fully understand them. This preparation will also help you manage test anxiety and give you the tools to stay focused and confident when exam day comes.
3. *It's hands-on:* While this guide provides the foundational knowledge and key concepts, your true growth comes from hands-on experience in the trade. This guide is designed to complement that experience and help you feel more prepared on the job. By understanding the 'why' behind the work, you'll find yourself better equipped for both the exam and your everyday trade responsibilities.

Our online tests and question and answer sections are here to help you feel confident, prepared, and capable, but remember—they're meant to *complement*, not replace, the hands-on training you'll need to master your trade and succeed in certification.

What This Guide Is and Isn't

Before you dive into the resources, it's important to know that *Journeyman Study Guide* is a *helpful tool* designed to prepare you for your exam by offering practice questions, answers, and explanations similar to what you may encounter. However, *state requirements vary*, and this guide should be used *alongside official state or industry resources* to ensure you're fully prepared.



Disclaimer

Journeyman Study Guide is designed to *supplement* your preparation for certification exams and *does not replace* official materials provided by your state's *licensing board, union, or certifying body*. While we provide valuable tools like *questions and answers* and *online tests*, success on your certification exam depends on multiple factors, including *hands-on experience, study habits, and use of official resources*.

We are not responsible for any changes in exam content or state regulations that occur after publication. For the latest, most accurate information, always check with your *state regulatory board or certifying authority*.

By using this guide, you agree that *Journeyman Study Guide*, its authors, and affiliates are *not liable* for any exam results, certification outcomes, or employment-related issues. This guide is provided as a *general study tool* and cannot guarantee success on your exam.


Indemnification

By using this guide, you agree to indemnify and hold harmless *Journeyman Study Guide* and Unity Crest Solutions, its authors, and affiliates from any claims, damages, or liabilities arising from your use of this guide.

Unlock Your Potential Today

Your future in the trades starts with *Journeyman Study Guide*. We're here to give you the knowledge and confidence to pass your certification exams and build a successful career. Whether you're an apprentice or experienced tradesperson, our *study guides, online tests, and questions with explanations* are designed to help you at every stage of your journey.

Visit JourneymanStudyGuide.com and take the next step toward success.



QUESTIONS



Year 2: Intermediate Recording & Production Techniques

Subject 3. Advanced Editing Techniques

1. What does time alignment improve in recordings?

- a) Clarity
- b) Bass response
- c) Volume
- d) Timing accuracy

Correct Answer: d) Timing accuracy

Explanation: Time alignment is essential in audio engineering as it ensures that all elements of a recording hit at the same time. This leads to improved clarity and coherence in the mix, preventing sounds from clashing and enhancing the overall listening experience. Proper time alignment can greatly impact the effectiveness of the final product.

2. Which tool is best for pitch correction?

- a) Reverb
- b) Equalizer
- c) Auto-Tune
- d) Compressor

Correct Answer: c) Auto-Tune

Explanation: Auto-Tune is widely regarded as the industry standard for pitch correction in recording and audio engineering. It allows engineers to adjust the pitch of vocal performances or instruments automatically, ensuring they are in tune with the intended key. This tool is vital for achieving professional-sounding recordings, especially in modern music production.

3. What is a common noise reduction technique?

- a) EQ
- b) Reverb
- c) Gate
- d) Compression

Correct Answer: c) Gate

Explanation: A noise gate is a common noise reduction technique used in audio engineering to eliminate unwanted background noise. When the audio signal falls below a certain threshold, the gate closes, reducing or completely cutting off the noise. This method is particularly effective for cleaning up recordings and ensuring that only the desired audio is heard clearly.



4. What does automation control in a mix?

- a) All of these
- b) Duration
- c) Effects
- d) Volume

Correct Answer: a) All of these

Explanation: Automation in audio engineering allows you to control various parameters throughout a track, including volume levels and effects. By automating these elements, you can create dynamic mixes that evolve over time, enhancing the listening experience. Automation is crucial for achieving precise adjustments that can elevate the quality of the final product.

5. Which mistake occurs with excessive volume adjustments?

- a) Ambiance
- b) Clarity
- c) Clipping
- d) Warmth

Correct Answer: c) Clipping

Explanation: Clipping occurs when the audio signal exceeds the maximum level that can be processed. This leads to distortion, which negatively impacts the quality of the recording. It is a common mistake among audio engineers to excessively adjust volume levels without considering the headroom, and it can ruin an otherwise excellent mix.

6. What is the purpose of a de-esser?

- a) Noise gating
- b) Sibilance reduction
- c) Reverb enhancement
- d) Pitch correction

Correct Answer: b) Sibilance reduction

Explanation: A de-esser is a specialized audio processing tool used to reduce sibilance in vocal recordings, which refers to harsh "s" and "sh" sounds. By targeting specific frequencies where sibilance occurs, a de-esser helps create a smoother vocal track that is easier to listen to. This tool is crucial for achieving polished and professional-sounding vocals.



7. When should you use high-pass filters?

- a) To boost highs
- b) To add warmth
- c) For clarity
- d) To remove low frequencies

Correct Answer: d) To remove low frequencies

Explanation: High-pass filters are used to remove low-frequency content from a signal, which can help eliminate unwanted rumble or noise. This technique is particularly useful when mixing multiple tracks, as it allows you to clean up the mix and ensure that each element occupies its own frequency space without interference from low-end sounds.

8. What common mistake happens during editing?

- a) Timing issues
- b) All of these
- c) Over-editing
- d) Poor mixing

Correct Answer: b) All of these

Explanation: Over-editing, timing issues, and poor mixing are common mistakes that audio engineers encounter during the editing process. Over-editing can lead to unnatural performances, while timing issues can disrupt the flow of a track. Additionally, poor mixing can result in an unbalanced sound. Awareness of these pitfalls is vital for achieving a professional-sounding final product.

9. What does pitch shifting do?

- a) Adds effects
- b) Lowers volume
- c) Changes frequency
- d) Reduces noise

Correct Answer: c) Changes frequency

Explanation: Pitch shifting is a technique that alters the frequency of a sound without changing its duration. This allows audio engineers to create harmonies or modify vocals and instruments to fit a specific key. It is a powerful tool in music production that can add depth and interest to a track when used creatively.



10. Why is headroom important in mixing?

- a) Prevents distortion
- b) Changes pitch
- c) Increases volume
- d) Adds effects

Correct Answer: a) Prevents distortion

Explanation: Headroom refers to the amount of space between the peak audio level and the maximum level a system can handle. Maintaining adequate headroom in mixing is crucial to prevent distortion and clipping, ensuring a clean and professional sound. This practice allows for dynamic changes in audio without compromising quality, especially during mastering.

11. Which effect can enhance vocal presence?

- a) Flanger
- b) Delay
- c) Compression
- d) Reverb

Correct Answer: c) Compression

Explanation: Compression is an essential tool in audio engineering that can enhance vocal presence by reducing dynamic range. It makes quieter parts of a vocal track louder and controls louder peaks, resulting in a more consistent and polished sound. Proper use of compression can dramatically improve the clarity and impact of vocals in a mix.

12. What is a common issue with recording levels?

- a) Too high
- b) Clipping
- c) All of these
- d) Too low

Correct Answer: c) All of these

Explanation: Recording levels that are too low can result in poor signal quality, while levels that are too high can lead to clipping, causing distortion. It is essential to find the right balance to ensure a clean recording. Audio engineers must monitor levels carefully to avoid these common issues that can compromise the integrity of the final mix.



13. What does a limiter do in mixing?

- a) Boosts sound
- b) Enhances reverb
- c) Adds effects
- d) Prevents clipping

Correct Answer: d) Prevents clipping

Explanation: A limiter is a dynamic processor that prevents audio signals from exceeding a specified threshold, effectively avoiding clipping. By controlling peaks in the audio, limiters help maintain a clean and professional sound in the mix, especially during mastering. They are crucial for achieving loudness without compromising audio quality and clarity.

14. When should you apply noise reduction?

- a) During mastering
- b) During mixing
- c) After recording
- d) Before editing

Correct Answer: c) After recording

Explanation: Noise reduction should be applied after recording to clean up the audio tracks before mixing. This allows the engineer to remove any unwanted background noise that may have been captured during the recording process. Applying noise reduction at this stage ensures that the mix remains clear and focused, allowing other elements to shine through.

15. What is the purpose of a chorus effect?

- a) Adds depth
- b) Reduces noise
- c) Increases volume
- d) Lowers pitch

Correct Answer: a) Adds depth

Explanation: A chorus effect creates depth and richness in audio by duplicating a sound and slightly delaying the duplicates. This technique simulates multiple instruments or voices playing together, resulting in a fuller and more immersive listening experience. It is commonly used on vocals and instruments to add texture and complexity to the mix.



16. Which mistake involves poor editing choices?

- a) Over-compression
- b) Timing misalignment
- c) Inconsistent levels
- d) All of these

Correct Answer: d) All of these

Explanation: Poor editing choices can lead to timing misalignment, over-compression, and inconsistent levels, ultimately affecting the quality of the mix. These mistakes can result in a lack of cohesion in the audio, making it sound unprofessional. Audio engineers must be vigilant during the editing process to avoid these common pitfalls and ensure a polished final product.

17. What does spectral editing allow you to do?

- a) Add effects
- b) Change volume
- c) Adjust pitch
- d) Remove specific frequencies

Correct Answer: d) Remove specific frequencies

Explanation: Spectral editing enables audio engineers to visualize and manipulate individual frequencies within a sound. This powerful tool allows for precise removal or adjustment of unwanted elements, such as clicks or background noise, without affecting the overall audio quality. It provides a level of control that traditional editing techniques may not achieve, enhancing the clarity of the final mix.

18. How does reverb affect audio clarity?

- a) Dulls sound
- b) Creates space
- c) Adds distance
- d) Reduces noise

Correct Answer: b) Creates space

Explanation: Reverb creates a sense of space and depth in audio recordings by simulating the natural reflections of sound in an environment. While it can enhance the overall ambiance, excessive reverb can dull clarity. Therefore, it is crucial to use reverb judiciously to maintain a balance between spaciousness and clarity in the mix.



19. What is a common issue with phase cancellation?

- a) Added effects
- b) Increased volume
- c) Enhanced clarity
- d) Muffled sound

Correct Answer: d) Muffled sound

Explanation: Phase cancellation occurs when two audio signals are out of sync, causing certain frequencies to cancel each other out. This often results in a muffled sound, reducing the overall clarity of the mix. It is essential for audio engineers to monitor phase relationships, especially when layering multiple tracks, to avoid this common issue that can compromise sound quality.

20. Which tool can automate effect changes?

- a) DAW
- b) Synthesizer
- c) Microphone
- d) Mixer

Correct Answer: a) DAW

Explanation: A Digital Audio Workstation (DAW) is equipped with automation features that allow audio engineers to automate effect changes throughout a track. This capability enables precise control over when and how effects are applied, contributing to dynamic and engaging mixes. Automation is a powerful technique that can enhance the overall production value of a recording.

21. What is a common mistake with EQ settings?

- a) Narrow bands
- b) Overlapping frequencies
- c) Low cut
- d) High boost

Correct Answer: b) Overlapping frequencies

Explanation: Overlapping frequencies occur when multiple tracks occupy the same frequency range without proper EQ adjustments, leading to a muddy mix. It is essential for audio engineers to use EQ effectively to carve out space for each element in the mix. Avoiding this common mistake ensures that all parts are clear and distinct, contributing to a professional sound.



22. What does pitch correction help achieve?

- a) Increased effects
- b) Higher volume
- c) Natural sound
- d) Reduced noise

Correct Answer: c) Natural sound

Explanation: Pitch correction helps achieve a more natural and polished vocal performance by adjusting off-key notes to their correct pitch. This technique is especially important in modern music production, where vocals need to blend seamlessly with instrumental tracks. Proper pitch correction enhances the quality of the recording, making it sound more professional and appealing to listeners.

23. When is noise gating most effective?

- a) All scenarios
- b) Live recordings
- c) Quiet sections
- d) Loud passages

Correct Answer: c) Quiet sections

Explanation: Noise gating is most effective during quiet sections of a recording where unwanted background noise is prominent. By setting the threshold correctly, audio engineers can eliminate noise without affecting the desired audio signal. This technique is particularly useful in studio recordings, ensuring that the final product remains clean and clear throughout all sections of the mix.

24. What is the role of a compressor?

- a) Controls dynamics
- b) Increases volume
- c) Changes pitch
- d) Adds reverb

Correct Answer: a) Controls dynamics

Explanation: A compressor's primary role is to control the dynamic range of an audio signal by reducing the volume of louder parts while boosting quieter ones. This results in a more balanced sound that is easier to mix. Proper use of compression can enhance the presence and clarity of instruments and vocals, contributing to a well-produced track.

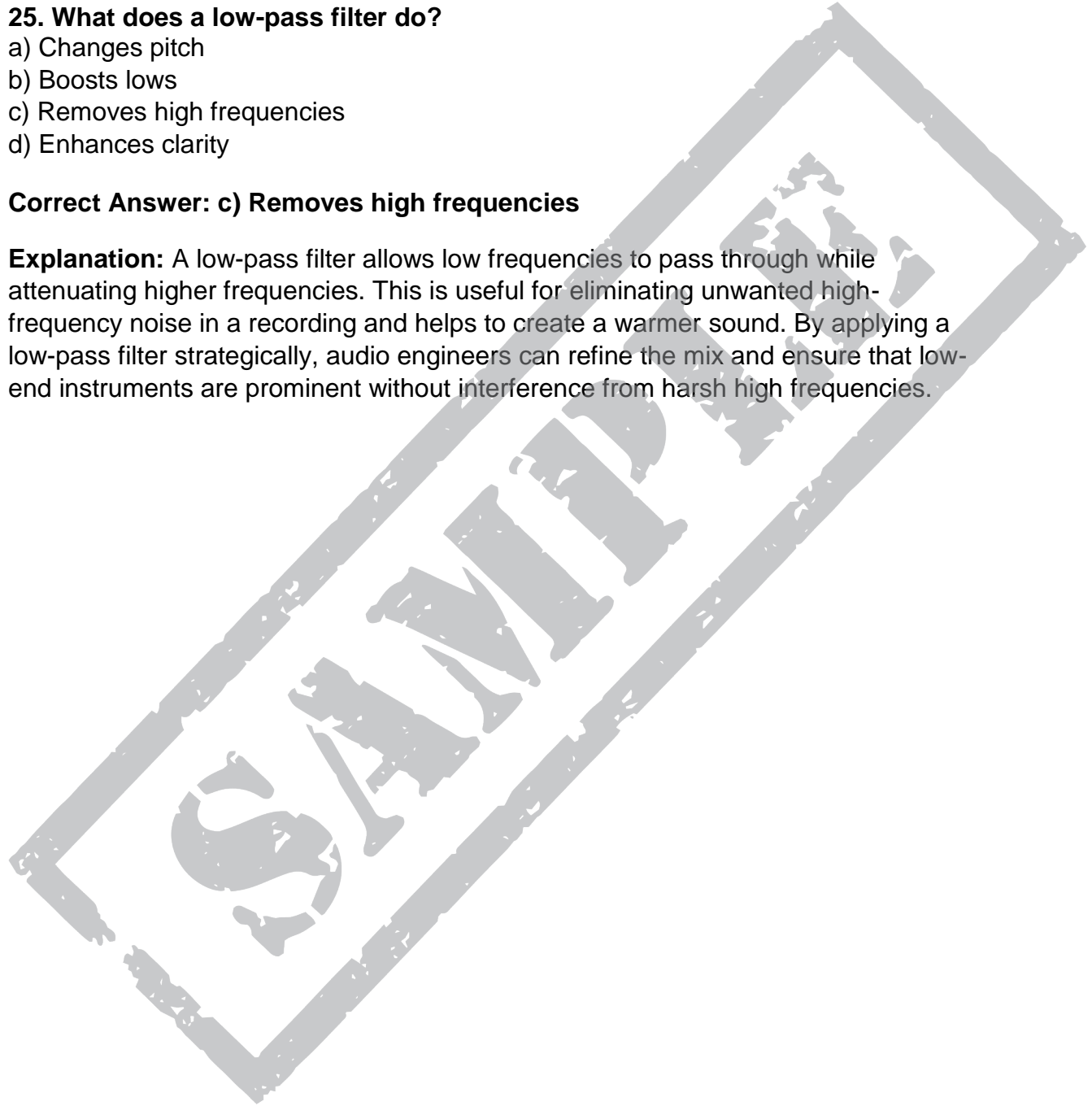


25. What does a low-pass filter do?

- a) Changes pitch
- b) Boosts lows
- c) Removes high frequencies
- d) Enhances clarity

Correct Answer: c) Removes high frequencies

Explanation: A low-pass filter allows low frequencies to pass through while attenuating higher frequencies. This is useful for eliminating unwanted high-frequency noise in a recording and helps to create a warmer sound. By applying a low-pass filter strategically, audio engineers can refine the mix and ensure that low-end instruments are prominent without interference from harsh high frequencies.



Subject - 1

- 1). (A) (B) (C) (D) 6). (A) (B) (C) (D) 11). (A) (B) (C) (D)
- 2). (A) (B) (C) (D) 7). (A) (B) (C) (D) 12). (A) (B) (C) (D)
- 3). (A) (B) (C) (D) 8). (A) (B) (C) (D) 13). (A) (B) (C) (D)
- 4). (A) (B) (C) (D) 9). (A) (B) (C) (D) 14). (A) (B) (C) (D)
- 5). (A) (B) (C) (D) 10). (A) (B) (C) (D) 15). (A) (B) (C) (D)
- 16). (A) (B) (C) (D) 21). (A) (B) (C) (D)
- 17). (A) (B) (C) (D) 22). (A) (B) (C) (D)
- 18). (A) (B) (C) (D) 23). (A) (B) (C) (D)
- 19). (A) (B) (C) (D) 24). (A) (B) (C) (D)
- 20). (A) (B) (C) (D) 25). (A) (B) (C) (D)



About the Creators:

Bobby Bedi:

Bobby Bedi, co-creator of the Journeyman Study Guide, calls the Pacific Northwest home, where he has built an extensive career spanning more than two decades. His diverse background, which includes architecture, digital innovation, and industrial marketing, has given him a unique ability to bridge traditional industries with cutting-edge digital solutions. Bobby has worked across a spectrum of industries, from agile startups to publicly traded companies and educational platforms, bringing a depth of experience that has been crucial to the platform's success.

Bobby's precision and problem-solving skills, refined through his years in architecture, have seamlessly transitioned into his work in digital marketing and technology. Since 2006, Bobby has been at the forefront of digital innovation, applying his expertise to transform trade education. He has been instrumental in developing cutting-edge, user-friendly platforms that make learning accessible across the globe, combining technology with education to create impactful online experiences.

As co-creator of the platform, Bobby also plays a key role in the industrial sector, where he helps companies scale by leveraging his expertise in digital marketing and business strategy. His dedication to making education affordable and impactful has driven the growth of the Journeyman Study Guide, ensuring that individuals at every stage of their careers have access to quality learning tools.

Kris McFarlane:

Kris McFarlane, co-creator of the Journeyman Study Guide, has over two decades of experience in business development, education, and the trades. Based in the Pacific Northwest, Kris has worked with a range of organizations—from agile startups to publicly traded companies—driving business growth and developing successful strategies across industries. His expertise in scaling businesses and creating educational platforms has been key to the guide's reach and effectiveness.

Kris's deep roots in the trades and industrial sector, paired with his extensive experience in business development, give him a unique ability to understand both the practical and strategic needs of companies and individuals. His leadership and ability to mentor others have helped shape the platform, making it a go-to resource for tradespeople seeking career advancement and certification.

Having struggled with traditional education early in life, Kris understands the importance of making learning accessible for everyone. His passion for empowering others, especially those who feel underserved by conventional education systems, is reflected in every aspect of the Journeyman Study Guide. Kris's work is driven by a commitment to helping aspiring tradespeople succeed in their careers through affordable, practical, and accessible learning resources.

Work with the Creators

As co-creators of the Journeyman Study Guide, Bobby Bedi and Kris McFarlane draw from extensive experience working with agile startups, publicly traded companies, and education platforms. Their combined expertise has shaped a platform that empowers businesses and individuals alike. To learn more or explore opportunities with the *Unity Crest Solutions team*, visit UnityCrestSolutions.com, where they continue to help organizations and people succeed.



About Unity Crest Solutions

At *Unity Crest Solutions*, our mission is clear: *Unite, Educate, and Innovate*. We stand at the forefront of *technological* and *educational* innovation, solving global business challenges with strategic, cutting-edge solutions. Founded on the core principles of *accessibility, efficiency, and continuous improvement*, Unity Crest has become a driving force in transforming industries and empowering organizations across diverse sectors.

Our team of visionary leaders—experts in *AI development, offshoring strategies, and comprehensive marketing*—is committed to delivering *tangible results* that boost progress and profitability. We specialize in *workforce empowerment*, offering tailored solutions to equip professionals and organizations with the tools they need to thrive in today's fast-paced global marketplace.

Unite, Educate, and Innovate

At Unity Crest, we believe in the power of *unity and education* to drive innovation. By bringing together *teams, technology, and knowledge*, we empower our clients to seize new opportunities and foster long-term growth.

Our Expertise Includes:

- *AI Development & Integration*: Leverage artificial intelligence to optimize your operations, enhance decision-making, and gain a long-lasting competitive edge.
- *Offshoring Strategy*: Seamlessly integrate global talent into your business model to boost efficiency, lower operational costs, and improve flexibility.
- *SAP Implementation*: Streamline and enhance your business processes with seamless SAP integration, ensuring better decision-making and operational transparency.
- *Comprehensive Marketing Solutions*: From data-driven marketing strategies to full-scale execution, we amplify your brand's presence and drive measurable results.
- *Adult Education Programs*: Equip your workforce with the skills they need to excel, using customized, impactful training programs tailored to your specific business needs.
- *Business Process Outsourcing*: Delegate key business functions to our expert teams, allowing you to focus on strategic growth while improving overall operational efficiency.

Global Reach, Local Expertise

With offices in *North America* and *South Asia*, Unity Crest Solutions provides localized solutions with a *global mindset*. Whether you're streamlining operations or scaling your business, we have the expertise to meet your needs.

Let's Work Together

Ready to *unite* your resources, *educate* your workforce, and *innovate* for the future? Visit UnityCrestSolutions.com to learn more and start a conversation about your path to success.



Disclaimer

At *Journeyman Study Guide*, we're committed to helping you succeed in your trade, but there are a few key points to understand before using our resources. This guide is designed to *supplement* your exam preparation and does not replace the *official study materials* provided by your state's licensing board, trade union, or other certifying bodies. While we've aligned our content with general U.S. trade standards, it's important to recognize that *certification requirements vary by state*, and specific regulations may differ based on your jurisdiction.

The questions, answers, and explanations provided are intended to help you gain a broader understanding of trade concepts and common exam formats. However, these materials are *general study aids* and do not guarantee a passing score on any official certification exam. Your success depends on factors such as your *practical experience, study habits*, and use of official resources from your state or certifying body. For best results, we recommend using this guide alongside the most current materials issued by your local authorities.

Journeyman Study Guide and *Unity Crest Solutions Inc.* are not responsible for any inaccuracies, updates, or changes in exam content, regulations, or certification processes that may occur after publication. It is your responsibility to stay informed of any updates or changes to your trade's certification process. Always refer to your state's *regulatory board, trade union, or official exam providers* for the most accurate and up-to-date information.

This guide is intended for *educational purposes only* and is not a substitute for formal trade education, apprenticeship programs, or other accredited training. *Hands-on experience* and *formal training* are essential components of trade certification, and this guide is meant to complement—not replace—those elements.

By using this guide, you acknowledge that *Journeyman Study Guide, Unity Crest Solutions Inc., its employees, partners, and affiliates* provide study aids and practice materials only and cannot guarantee exam results, certification, or employment. *Journeyman Study Guide, Unity Crest Solutions Inc.,* and the authors are not responsible for any outcomes related to your licensing, certification, or employment based on your use of this guide. The content within this guide is provided "*as is*" without warranties, either express or implied.

Indemnification

By using this guide, you agree to indemnify and hold harmless *Journeyman Study Guide, Unity Crest Solutions Inc., its employees, partners, authors, and affiliates* from any claims, damages, liabilities, or expenses, including legal fees, arising from your use of this guide or your reliance on its content.

All content in this guide, including questions, answers, and explanations, is the *intellectual property* of *Journeyman Study Guide* and *Unity Crest Solutions Inc.* Unauthorized reproduction or distribution of this material without consent is prohibited and may result in legal action.

We're here to support your journey toward becoming a certified tradesperson. However, your success ultimately depends on your own effort, practical experience, and thorough preparation with official resources.



Unlock Your Potential With the Journeyman Study Guide

Embark on a journey to excellence in your trade with the Journeyman Study Guide, an essential resource for aspiring tradespeople. This guide is meticulously crafted to provide you with the knowledge and skills required to succeed on the Journeyman exam. Whether you're a seasoned professional or new to the field, this guide offers valuable insights to enhance your understanding and boost your confidence.

What's Inside:

- **Detailed Overviews** of potential exam formats and key concepts.
- **Practical Tips** for effective study habits and exam strategies.
- **Practice Questions** to test your knowledge and sharpen your skills.

Tailored to Your Needs:

Our guide is specifically designed for a variety of trades across all Canadian provinces, ensuring you receive the most relevant and comprehensive information possible.

Testimonials:

"As an apprentice, the Journeyman Study Guide made complex topics manageable, boosting my confidence, income and career." - Emily Tran, Apprentice Carpenter

"Adapting to Canadian standards was really hard, but the guide bridged the gap between my previous experiences and Canadian requirements." - Ahmed Al-Sayed, Plumber, originally from Egypt

"As an instructor, I find the Journeyman Study Guide aligns well with the curriculum and significantly aids my students." - Derek Smith, Welding Instructor

A Companion, Not a Substitute:

Remember, the Journeyman Study Guide is a tool to complement your study regimen. For optimal results, use this guide in conjunction with the latest official materials issued by government authorities.


Are You Ready to Take the Next Step?

With the Journeyman Study Guide in hand, you are well-equipped to tackle the challenges of the exam and step confidently into your career as a certified tradesperson.

Join thousands of successful tradespeople who have advanced their careers with our guide.

Your journey to becoming Journeyman certified starts here!

Visit us at JourneymanStudyGuide.com today.



**UNITY
CREST
SOLUTIONS INC.**
UnityCrestSolutions.com