


JOURNEYMAN STUDY GUIDE TUGBOAT OPERATIONS & MARINE NAVIGATION YEAR 3

**250 EXAM PREP QUESTIONS,
WITH EXPLAINED ANSWERS**



APPRENTICES | INSTRUCTORS | INSTITUTES

JourneymanStudyGuide.com

UNITY CREST SOLUTIONS INC.

Who Is Journeyman Study Guide For?

Welcome to *Journeyman Study Guide*—your key to unlocking success in your trade, earning the recognition you deserve, and building a solid career in America. Whether you're an apprentice just starting out, a seasoned professional, or someone new to the country and adjusting to U.S. trade standards, this guide is designed to complement your learning and support you along the way. While it provides valuable insights and resources, it's not a substitute for official materials required for certification.

How We Help You Succeed

1. *Apprentices*: Looking to kickstart your career? Our study guides and practice tests will help you build the foundational skills you need to succeed.
2. *Tradespeople*: New to the U.S. or advancing in your career? We offer detailed questions, answers, and explanations to help you understand industry standards and excel in your work.
3. *Instructors*: Need reliable teaching tools? Our question banks and online tests are great for guiding your students through trade concepts and preparing them for certification.
4. *Educational Institutions*: Looking for tailored materials? Our study guides, quizzes, and exams are designed to fit into your existing curriculum, offering valuable resources for students.
5. *Unions*: Searching for effective ways to train your members? Our easy-to-follow format ensures that each member gains the knowledge they need to thrive in their trade.

What Journeyman Study Guide Offers:

1. *Tailored Study Guides*: Access the core knowledge you need, whether you're preparing for your exam, familiarizing yourself with U.S. trade standards, or simply refining your trade skills.
2. *Real-World Practice Tests*: Simulate actual exam conditions with online tests that help you measure your progress and improve your job-ready skills.
3. *Skill-Building Question Banks*: Strengthen your understanding with questions that not only prepare you for the exam but also help you master key concepts in your day-to-day work.
4. *In-Depth Explanations*: Get detailed explanations for each answer, helping you understand not just how, but why, the answers are correct—improving both test results and practical knowledge.
5. *Additional Learning Resources*: Dive into supplementary guides on topics like math, safety protocols, and management strategies that are valuable for both certification and long-term career growth.



Tools for Your Success

Each of these resources is crafted to ensure you're fully prepared for your Journeyman exam and ready to excel in your trade. From gaining core knowledge with our tailored study guides to testing your skills with real-world practice exams, we provide everything you need to boost your understanding. Our in-depth explanations clarify key concepts, while additional learning resources like math, safety, and management guides give you the tools to succeed in your career and continue growing as a tradesperson.

How to Use This Guide

The *Journeyman Study Guide* is a *helpful tool* designed to complement your preparation for certification exams. While it includes practice questions, explanations, and supplementary resources, it's important to use this guide *alongside your official study materials* and hands-on training. The more you combine this guide with your practical experience and state-approved coursework, the better prepared you'll be for both your exam and your career in the trade.

Ready to Take the First Step Toward Success?

Don't let anything hold you back. Visit *JourneymanStudyGuide.com* to unlock the resources that will elevate your skills, boost your confidence, and secure the income and recognition you deserve. Whether you're an apprentice, a tradesperson, or an instructor, our *online tests, questions and answers, and detailed explanations* are designed to help you at every stage of your career. *Remember, this guide is a tool to help you succeed—it works best when paired with hands-on learning and official materials.*

Thousands of tradespeople have already transformed their careers, increased their income, and improved their lives with the *Journeyman Study Guide*.

Don't wait—join them today and take the next step toward your success!



Why Journeyman Study Guide?

We're committed to making trade education *accessible, flexible, and affordable* to anyone in America. You don't need to worry about the high cost of learning—we believe nothing should stop you from earning top wages in your trade.

This guide isn't just a quick fix—it's a tool designed to *highlight your strengths, pinpoint areas for improvement, and focus your efforts* where they matter most. Whether you choose our *online tests, questions and answers, or detailed explanations*, you'll get the right tools to prepare for whatever challenges lie ahead. *However, it's not a replacement for official training or certification resources.*

Success Stories from Real People

We've helped thousands of tradespeople—apprentices, seasoned professionals, and those new to America—gain the confidence and skills needed to pass their exams and advance their careers.

Here's what some of our users have to say:

"The *online tests* in the Journeyman Study Guide were a game-changer. They gave me a clear sense of what to expect on the exam, and the *questions and answers* helped me focus on exactly what I needed to improve, especially in areas I had struggled with before."

— Jessica Taylor, Apprentice Ironworker

"Journeyman's *questions, answers, and explanations* made it easier for me to understand the trade standards here in the U.S. The *detailed explanations* filled gaps in my knowledge and gave me the confidence to pass my exams."

— Carlos Ramirez, Electrician, originally from Mexico

"As a union instructor, I rely on the *Journeyman Study Guide's question and answer sections* to reinforce my students' learning. The *online tests* are a great way to track their progress and make sure they're ready for the real exam."

— John Davis, Union Welding Instructor

Ready to Start Your Own Success Story?

Don't just read about others' achievements—take the first step towards your own career growth. Whether you're preparing for your exam or looking to sharpen your trade skills, *Journeyman Study Guide* has the tools to help you succeed.

Visit JourneymanStudyGuide.com and get started today!



What This Book Will Teach You

This isn't just about reading and memorizing; it's about *preparing* you for real-world challenges. At Journeyman Study Guide, we've helped thousands of people pass their exams and advance their careers. But the truth is—success takes more than book smarts. Here's what you need to know:

1. *It's not easy:* Becoming a certified journeyman requires hard work, patience, and a real dedication to learning. This guide will help you navigate the complexity, but the journey itself requires you to commit to the process. At the end, you'll not only have earned your certification but also be in a stronger position for long-term success in your career.
2. *You will need to put in effort:* Our practice tests, questions, and explanations are incredibly useful, but they can only get you so far without your own effort. You need to engage with the material and be prepared to revisit concepts to fully understand them. This preparation will also help you manage test anxiety and give you the tools to stay focused and confident when exam day comes.
3. *It's hands-on:* While this guide provides the foundational knowledge and key concepts, your true growth comes from hands-on experience in the trade. This guide is designed to complement that experience and help you feel more prepared on the job. By understanding the 'why' behind the work, you'll find yourself better equipped for both the exam and your everyday trade responsibilities.

Our online tests and question and answer sections are here to help you feel confident, prepared, and capable, but remember—they're meant to *complement*, not replace, the hands-on training you'll need to master your trade and succeed in certification.

What This Guide Is and Isn't

Before you dive into the resources, it's important to know that *Journeyman Study Guide* is a *helpful tool* designed to prepare you for your exam by offering practice questions, answers, and explanations similar to what you may encounter. However, *state requirements vary*, and this guide should be used *alongside official state or industry resources* to ensure you're fully prepared.



Disclaimer

Journeyman Study Guide is designed to *supplement* your preparation for certification exams and *does not replace* official materials provided by your state's *licensing board, union, or certifying body*. While we provide valuable tools like *questions and answers* and *online tests*, success on your certification exam depends on multiple factors, including *hands-on experience, study habits, and use of official resources*.

We are not responsible for any changes in exam content or state regulations that occur after publication. For the latest, most accurate information, always check with your *state regulatory board or certifying authority*.

By using this guide, you agree that *Journeyman Study Guide*, its authors, and affiliates are *not liable* for any exam results, certification outcomes, or employment-related issues. This guide is provided as a *general study tool* and cannot guarantee success on your exam.

Indemnification

By using this guide, you agree to indemnify and hold harmless *Journeyman Study Guide* and Unity Crest Solutions, its authors, and affiliates from any claims, damages, or liabilities arising from your use of this guide.

Unlock Your Potential Today

Your future in the trades starts with *Journeyman Study Guide*. We're here to give you the knowledge and confidence to pass your certification exams and build a successful career. Whether you're an apprentice or experienced tradesperson, our *study guides, online tests, and questions with explanations* are designed to help you at every stage of your journey.

Visit JourneymanStudyGuide.com and take the next step toward success.



QUESTIONS



Year 3: Advanced Tugboat Operations & Marine Navigation

Subject 3: Navigation at Night and in Low Visibility

1. What is a primary navigational tool in fog?

- a) GPS devices
- b) Visual aids
- c) Radar systems
- d) Paper charts

Correct Answer: c) Radar systems

Explanation: In fog, visual aids become unreliable due to limited visibility, making radar systems essential. Radar allows operators to detect other vessels and obstacles, providing critical information on distance and heading. It enhances situational awareness and helps ensure safe navigation through foggy conditions by allowing tugboat operators to make informed decisions.

2. Which sound signal indicates a tugboat is underway?

- a) One short blast
- b) Two short blasts
- c) One prolonged blast
- d) Three short blasts

Correct Answer: c) One prolonged blast

Explanation: A tugboat underway typically signals its presence with one prolonged blast. This sound signal communicates to nearby vessels that the tugboat is actively navigating, helping to prevent collisions. Understanding and using appropriate sound signals is crucial for safe operations, especially in low visibility conditions where visual contact is limited.

3. What should be done when encountering heavy rain?

- a) Increase speed
- b) Reduce speed
- c) Use visual aids
- d) Turn off radar

Correct Answer: b) Reduce speed

Explanation: When encountering heavy rain, reducing speed is critical for safety. Reduced visibility can make navigation challenging, and slowing down allows for better control of the vessel. It also provides more time to react to unexpected obstacles or other vessels. Maintaining a cautious approach helps prevent accidents in poor weather conditions.



4. How often should radar checks be performed?

- a) Every hour
- b) Every few hours
- c) Continuously
- d) Every day

Correct Answer: c) Continuously

Explanation: Radar checks should be performed continuously during navigation, especially in low visibility conditions. This allows operators to monitor surroundings effectively and detect other vessels or obstacles in real-time. Continuous monitoring is essential for maintaining situational awareness, enhancing safety, and ensuring safe passage through challenging weather or nighttime conditions.

5. What does a tugboat's foghorn signal?

- a) Presence of fog
- b) Anchoring
- c) Approaching land
- d) Leaving port

Correct Answer: a) Presence of fog

Explanation: A tugboat's foghorn is a critical safety device used to signal its presence in foggy conditions. The sound alerts other vessels to the tugboat's location, helping prevent collisions. In low visibility situations, the foghorn serves as an essential communication tool, ensuring that nearby vessels are aware of potential hazards.

6. What is the primary function of sonar in tugboat operations?

- a) Weather forecasting
- b) Crew communication
- c) Depth measurement
- d) Speed indication

Correct Answer: c) Depth measurement

Explanation: Sonar's primary function in tugboat operations is depth measurement. It helps operators determine the underwater topography, ensuring safe navigation through shallow areas and avoiding grounding. Accurate depth information is crucial, especially in low visibility situations, allowing tugboat operators to navigate safely and effectively, while also protecting the vessel and crew.



7. What should be prioritized in limited visibility?

- a) Speed
- b) Communication
- c) Quick maneuvering
- d) Radar usage

Correct Answer: b) Communication

Explanation: In limited visibility, communication should be prioritized among crew members and with nearby vessels. Effective communication ensures that everyone onboard understands the operational status and navigational plans. It also facilitates timely sharing of information about potential hazards, enhancing overall safety. Clear communication helps prevent misunderstandings that could lead to accidents.

8. Which visibility condition requires special navigational precautions?

- a) Clear skies
- b) Sunny day
- c) Calm waters
- d) Nighttime

Correct Answer: d) Nighttime

Explanation: Nighttime visibility conditions necessitate special navigational precautions due to the lack of natural light. At night, operators must rely on navigational aids, such as lights and radar, to ensure safe passage. Properly utilizing these tools and maintaining vigilant watch is essential to avoid collisions and navigate safely in darkness, where obstacles are hard to see.

9. What is the use of AIS in navigation?

- a) Weather updates
- b) Vessel tracking
- c) Crew management
- d) Fuel monitoring

Correct Answer: b) Vessel tracking

Explanation: The Automatic Identification System (AIS) is used for vessel tracking during navigation. It provides real-time information about the positions and movements of nearby vessels, enhancing situational awareness. In low visibility conditions, AIS helps tugboat operators maintain safe distances from other vessels, reducing the risk of collisions and improving overall maritime safety.



10. How should a tugboat approach a narrow channel in fog?

- a) Cautiously
- b) Zigzag pattern
- c) Full speed
- d) Straight line

Correct Answer: a) Cautiously

Explanation: When approaching a narrow channel in fog, a tugboat should proceed cautiously. This approach allows for better control and situational awareness, minimizing the risk of collisions with other vessels or hazards. Operating at a reduced speed while maintaining attention to radar and sound signals is vital for safe navigation in challenging conditions.

11. What is the purpose of navigation lights on a tugboat?

- a) Collision avoidance
- b) Weather alerts
- c) Speed indication
- d) Aesthetic appeal

Correct Answer: a) Collision avoidance

Explanation: Navigation lights on a tugboat serve the critical purpose of collision avoidance. They indicate the vessel's position, heading, and status to other vessels, especially in low visibility conditions. Proper use of navigation lights is mandated by maritime regulations, and they play a vital role in enhancing visibility and safety during nighttime or foggy operations.

12. What does a two-blast signal indicate?

- a) Anchoring
- b) Turning starboard
- c) Turning port
- d) Overtaking

Correct Answer: b) Turning starboard

Explanation: A two-blast signal indicates that a vessel is turning to starboard. This sound signal is essential for communicating intentions to nearby vessels, especially in low visibility situations. Understanding and properly using sound signals helps prevent collisions and promotes safe navigation among vessels operating in confined or challenging waters.



13. What is the primary concern during nighttime towing?

- a) Visibility
- b) Crew comfort
- c) Fuel consumption
- d) Weather conditions

Correct Answer: a) Visibility

Explanation: The primary concern during nighttime towing is visibility. Limited light can make it challenging to see other vessels, navigation aids, and potential hazards. Tugboat operators must rely on radar, sonar, and navigational lights to ensure safe towing operations. Maintaining a vigilant watch and using appropriate navigational tools is essential for safe nighttime navigation.

14. How can tugboats signal their intentions?

- a) Lights only
- b) Sound signals
- c) Hand signals
- d) Radio calls

Correct Answer: b) Sound signals

Explanation: Tugboats primarily use sound signals to communicate their intentions to nearby vessels. These signals are standardized and convey important information about maneuvers, such as turning or stopping. In low visibility conditions, sound signals are crucial for ensuring that other vessels are aware of the tugboat's actions, helping to prevent collisions and enhance maritime safety.

15. What should a tugboat operator do in dense fog?

- a) Turn off radar
- b) Ignore signals
- c) Increase speed
- d) Sound foghorn

Correct Answer: d) Sound foghorn

Explanation: In dense fog, a tugboat operator should sound the foghorn regularly to alert other vessels to its presence. This action is crucial for preventing collisions, as visibility is often severely limited. Regular sound signals, combined with effective radar use, enhance safety by ensuring that nearby vessels are aware of the tugboat's location and intentions.



16. What is a safe practice for nighttime navigation?

- a) Speed up
- b) Rely solely on charts
- c) Ignore buoy positions
- d) Use radar and lights

Correct Answer: d) Use radar and lights

Explanation: A safe practice for nighttime navigation involves using radar and navigation lights. Radar helps detect other vessels and obstacles, while lights ensure visibility to others. Relying on both tools enhances situational awareness and helps prevent accidents. Properly managing these aids is essential for safe navigation in low visibility environments.

17. What is the effect of rain on radar performance?

- a) No effect
- b) Reduced accuracy
- c) Increased clarity
- d) Improved range

Correct Answer: b) Reduced accuracy

Explanation: Rain can negatively impact radar performance by causing reduced accuracy and potentially obscuring targets. Heavy rainfall may create clutter on radar screens, making it difficult to distinguish between actual vessels and false echoes. Tugboat operators must be aware of these limitations and adjust their navigation strategies accordingly to maintain safety in adverse weather conditions.

18. How should a tugboat react to a sudden obstacle?

- a) Turn abruptly
- b) Slow down
- c) Speed up
- d) Maintain course

Correct Answer: b) Slow down

Explanation: When encountering a sudden obstacle, a tugboat should slow down to assess the situation and react appropriately. Slowing allows the operator to evaluate the safest maneuver, whether it be a turn or further slowing. Quick decisions made under pressure can lead to accidents, so maintaining control and assessing the situation is paramount for safety.



19. What is the main advantage of using radar at night?

- a) Enhanced visibility
- b) Weather updates
- c) Speed measurement
- d) Crew relaxation

Correct Answer: a) Enhanced visibility

Explanation: The main advantage of using radar at night is enhanced visibility. Radar provides critical information about the location and movement of other vessels and obstacles, compensating for the lack of natural light. This capability is essential for maintaining safe navigation in darkness, allowing tugboat operators to react promptly to emerging hazards and navigate safely.

20. Which action is critical when visibility is less than 1 mi / 1.61 km?

- a) Maintain speed
- b) Anchoring
- c) Ignore radar
- d) Use all aids

Correct Answer: d) Use all aids

Explanation: When visibility is less than 1 mi / 1.61 km, it is critical to use all available navigational aids. This includes radar, sonar, AIS, and sound signals to ensure safe navigation. Utilizing these tools helps operators maintain awareness of their surroundings and the positions of other vessels, significantly reducing the risk of collisions in limited visibility conditions.

21. What should a tugboat operator do before night navigation?

- a) Check fuel levels
- b) Ensure equipment functionality
- c) Review emergency plans
- d) All of the above

Correct Answer: d) All of the above

Explanation: Before embarking on night navigation, a tugboat operator should perform several critical checks, including fuel levels, emergency plans, and the functionality of navigation equipment. Ensuring that all systems are operational and that the crew is prepared for emergencies enhances safety during nighttime operations. This holistic approach helps prevent accidents and ensures readiness for any challenges faced.



22. What is the main purpose of navigational buoys?

- a) Marking channels
- b) Speed control
- c) Aesthetic purposes
- d) Weather warnings

Correct Answer: a) Marking channels

Explanation: The main purpose of navigational buoys is to mark channels and provide guidance for safe navigation. They indicate safe passage areas, warn of hazards, and help vessels maintain an appropriate course. Understanding buoy positions and meanings is crucial for tugboat operators, particularly in low visibility conditions where visual cues may be difficult to discern.

23. How should crew members communicate in low visibility?

- a) Silence
- b) Loud yelling
- c) Hand signals
- d) Clear verbal commands

Correct Answer: d) Clear verbal commands

Explanation: In low visibility conditions, crew members should communicate using clear verbal commands. This method ensures that everyone onboard understands instructions and can respond promptly. Effective communication is vital for maintaining safety and coordination during operations, especially in challenging environments where visual contact is limited and quick decisions are necessary to avoid accidents.

24. What is a safe distance to maintain in fog?

- a) 0.5 nautical mi
- b) 2 nautical mi
- c) 1 nautical mi
- d) As per visibility

Correct Answer: d) As per visibility

Explanation: A safe distance to maintain in fog depends on visibility conditions. As visibility decreases, tugboats should increase their spacing from other vessels to allow for safe maneuvering. This practice helps prevent collisions and provides ample time for reaction should unexpected situations arise. Operators must assess visibility continuously and adjust distances accordingly to ensure safety.

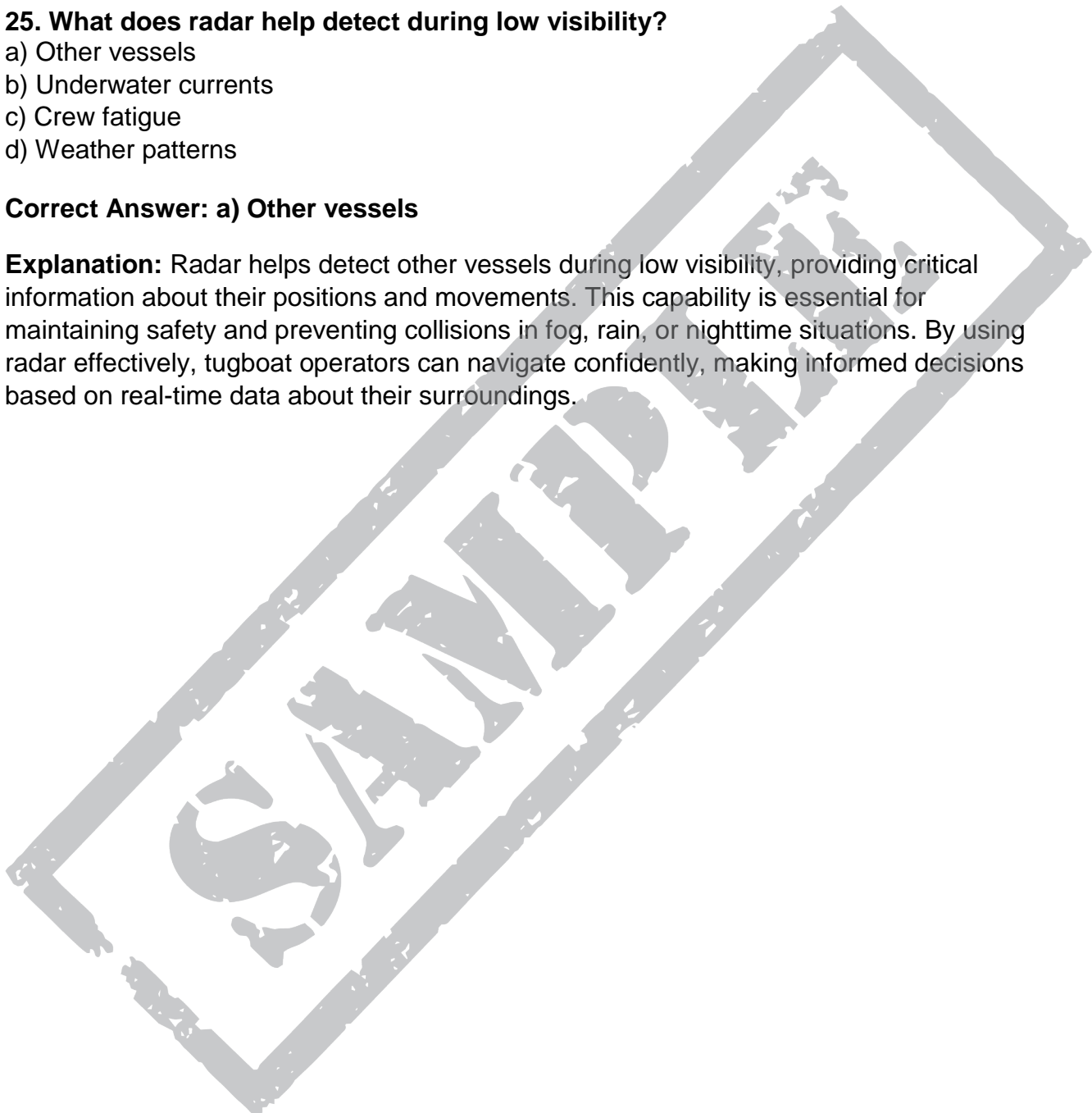


25. What does radar help detect during low visibility?

- a) Other vessels
- b) Underwater currents
- c) Crew fatigue
- d) Weather patterns

Correct Answer: a) Other vessels

Explanation: Radar helps detect other vessels during low visibility, providing critical information about their positions and movements. This capability is essential for maintaining safety and preventing collisions in fog, rain, or nighttime situations. By using radar effectively, tugboat operators can navigate confidently, making informed decisions based on real-time data about their surroundings.



Subject - 1

- 1). (A) (B) (C) (D) 6). (A) (B) (C) (D) 11). (A) (B) (C) (D)
- 2). (A) (B) (C) (D) 7). (A) (B) (C) (D) 12). (A) (B) (C) (D)
- 3). (A) (B) (C) (D) 8). (A) (B) (C) (D) 13). (A) (B) (C) (D)
- 4). (A) (B) (C) (D) 9). (A) (B) (C) (D) 14). (A) (B) (C) (D)
- 5). (A) (B) (C) (D) 10). (A) (B) (C) (D) 15). (A) (B) (C) (D)
- 16). (A) (B) (C) (D) 21). (A) (B) (C) (D)
- 17). (A) (B) (C) (D) 22). (A) (B) (C) (D)
- 18). (A) (B) (C) (D) 23). (A) (B) (C) (D)
- 19). (A) (B) (C) (D) 24). (A) (B) (C) (D)
- 20). (A) (B) (C) (D) 25). (A) (B) (C) (D)



About the Creators:

Bobby Bedi:

Bobby Bedi, co-creator of the Journeyman Study Guide, calls the Pacific Northwest home, where he has built an extensive career spanning more than two decades. His diverse background, which includes architecture, digital innovation, and industrial marketing, has given him a unique ability to bridge traditional industries with cutting-edge digital solutions. Bobby has worked across a spectrum of industries, from agile startups to publicly traded companies and educational platforms, bringing a depth of experience that has been crucial to the platform's success.

Bobby's precision and problem-solving skills, refined through his years in architecture, have seamlessly transitioned into his work in digital marketing and technology. Since 2006, Bobby has been at the forefront of digital innovation, applying his expertise to transform trade education. He has been instrumental in developing cutting-edge, user-friendly platforms that make learning accessible across the globe, combining technology with education to create impactful online experiences.

As co-creator of the platform, Bobby also plays a key role in the industrial sector, where he helps companies scale by leveraging his expertise in digital marketing and business strategy. His dedication to making education affordable and impactful has driven the growth of the Journeyman Study Guide, ensuring that individuals at every stage of their careers have access to quality learning tools.

Kris McFarlane:

Kris McFarlane, co-creator of the Journeyman Study Guide, has over two decades of experience in business development, education, and the trades. Based in the Pacific Northwest, Kris has worked with a range of organizations—from agile startups to publicly traded companies—driving business growth and developing successful strategies across industries. His expertise in scaling businesses and creating educational platforms has been key to the guide's reach and effectiveness.

Kris's deep roots in the trades and industrial sector, paired with his extensive experience in business development, give him a unique ability to understand both the practical and strategic needs of companies and individuals. His leadership and ability to mentor others have helped shape the platform, making it a go-to resource for tradespeople seeking career advancement and certification.

Having struggled with traditional education early in life, Kris understands the importance of making learning accessible for everyone. His passion for empowering others, especially those who feel underserved by conventional education systems, is reflected in every aspect of the Journeyman Study Guide. Kris's work is driven by a commitment to helping aspiring tradespeople succeed in their careers through affordable, practical, and accessible learning resources.

Work with the Creators

As co-creators of the Journeyman Study Guide, Bobby Bedi and Kris McFarlane draw from extensive experience working with agile startups, publicly traded companies, and education platforms. Their combined expertise has shaped a platform that empowers businesses and individuals alike. To learn more or explore opportunities with the *Unity Crest Solutions team*, visit UnityCrestSolutions.com, where they continue to help organizations and people succeed.



About Unity Crest Solutions

At *Unity Crest Solutions*, our mission is clear: *Unite, Educate, and Innovate*. We stand at the forefront of *technological* and *educational* innovation, solving global business challenges with strategic, cutting-edge solutions. Founded on the core principles of *accessibility, efficiency, and continuous improvement*, Unity Crest has become a driving force in transforming industries and empowering organizations across diverse sectors.

Our team of visionary leaders—experts in *AI development, offshoring strategies, and comprehensive marketing*—is committed to delivering *tangible results* that boost progress and profitability. We specialize in *workforce empowerment*, offering tailored solutions to equip professionals and organizations with the tools they need to thrive in today's fast-paced global marketplace.

Unite, Educate, and Innovate

At Unity Crest, we believe in the power of *unity and education* to drive innovation. By bringing together *teams, technology, and knowledge*, we empower our clients to seize new opportunities and foster long-term growth.

Our Expertise Includes:

- *AI Development & Integration*: Leverage artificial intelligence to optimize your operations, enhance decision-making, and gain a long-lasting competitive edge.
- *Offshoring Strategy*: Seamlessly integrate global talent into your business model to boost efficiency, lower operational costs, and improve flexibility.
- *SAP Implementation*: Streamline and enhance your business processes with seamless SAP integration, ensuring better decision-making and operational transparency.
- *Comprehensive Marketing Solutions*: From data-driven marketing strategies to full-scale execution, we amplify your brand's presence and drive measurable results.
- *Adult Education Programs*: Equip your workforce with the skills they need to excel, using customized, impactful training programs tailored to your specific business needs.
- *Business Process Outsourcing*: Delegate key business functions to our expert teams, allowing you to focus on strategic growth while improving overall operational efficiency.

Global Reach, Local Expertise

With offices in *North America* and *South Asia*, Unity Crest Solutions provides localized solutions with a *global mindset*. Whether you're streamlining operations or scaling your business, we have the expertise to meet your needs.

Let's Work Together

Ready to *unite* your resources, *educate* your workforce, and *innovate* for the future? Visit UnityCrestSolutions.com to learn more and start a conversation about your path to success.



Disclaimer

At *Journeyman Study Guide*, we're committed to helping you succeed in your trade, but there are a few key points to understand before using our resources. This guide is designed to *supplement* your exam preparation and does not replace the *official study materials* provided by your state's licensing board, trade union, or other certifying bodies. While we've aligned our content with general U.S. trade standards, it's important to recognize that *certification requirements vary by state*, and specific regulations may differ based on your jurisdiction.

The questions, answers, and explanations provided are intended to help you gain a broader understanding of trade concepts and common exam formats. However, these materials are *general study aids* and do not guarantee a passing score on any official certification exam. Your success depends on factors such as your *practical experience, study habits*, and use of official resources from your state or certifying body. For best results, we recommend using this guide alongside the most current materials issued by your local authorities.

Journeyman Study Guide and *Unity Crest Solutions Inc.* are not responsible for any inaccuracies, updates, or changes in exam content, regulations, or certification processes that may occur after publication. It is your responsibility to stay informed of any updates or changes to your trade's certification process. Always refer to your state's *regulatory board, trade union, or official exam providers* for the most accurate and up-to-date information.

This guide is intended for *educational purposes only* and is not a substitute for formal trade education, apprenticeship programs, or other accredited training. *Hands-on experience* and *formal training* are essential components of trade certification, and this guide is meant to complement—not replace—those elements.

By using this guide, you acknowledge that *Journeyman Study Guide, Unity Crest Solutions Inc., its employees, partners, and affiliates* provide study aids and practice materials only and cannot guarantee exam results, certification, or employment. *Journeyman Study Guide, Unity Crest Solutions Inc.,* and the authors are not responsible for any outcomes related to your licensing, certification, or employment based on your use of this guide. The content within this guide is provided "*as is*" without warranties, either express or implied.

Indemnification

By using this guide, you agree to indemnify and hold harmless *Journeyman Study Guide, Unity Crest Solutions Inc., its employees, partners, authors, and affiliates* from any claims, damages, liabilities, or expenses, including legal fees, arising from your use of this guide or your reliance on its content.

All content in this guide, including questions, answers, and explanations, is the *intellectual property* of *Journeyman Study Guide* and *Unity Crest Solutions Inc.* Unauthorized reproduction or distribution of this material without consent is prohibited and may result in legal action.

We're here to support your journey toward becoming a certified tradesperson. However, your success ultimately depends on your own effort, practical experience, and thorough preparation with official resources.



Unlock Your Potential With the Journeyman Study Guide

Embark on a journey to excellence in your trade with the Journeyman Study Guide, an essential resource for aspiring tradespeople. This guide is meticulously crafted to provide you with the knowledge and skills required to succeed on the Journeyman exam. Whether you're a seasoned professional or new to the field, this guide offers valuable insights to enhance your understanding and boost your confidence.

What's Inside:

- **Detailed Overviews** of potential exam formats and key concepts.
- **Practical Tips** for effective study habits and exam strategies.
- **Practice Questions** to test your knowledge and sharpen your skills.

Tailored to Your Needs:

Our guide is specifically designed for a variety of trades across all Canadian provinces, ensuring you receive the most relevant and comprehensive information possible.

Testimonials:

"As an apprentice, the Journeyman Study Guide made complex topics manageable, boosting my confidence, income and career." - Emily Tran, Apprentice Carpenter

"Adapting to Canadian standards was really hard, but the guide bridged the gap between my previous experiences and Canadian requirements." - Ahmed Al-Sayed, Plumber, originally from Egypt

"As an instructor, I find the Journeyman Study Guide aligns well with the curriculum and significantly aids my students." - Derek Smith, Welding Instructor

A Companion, Not a Substitute:

Remember, the Journeyman Study Guide is a tool to complement your study regimen. For optimal results, use this guide in conjunction with the latest official materials issued by government authorities.


Are You Ready to Take the Next Step?

With the Journeyman Study Guide in hand, you are well-equipped to tackle the challenges of the exam and step confidently into your career as a certified tradesperson.

Join thousands of successful tradespeople who have advanced their careers with our guide.

Your journey to becoming Journeyman certified starts here!

Visit us at JourneymanStudyGuide.com today.



UNITY
CREST
SOLUTIONS INC.
UnityCrestSolutions.com